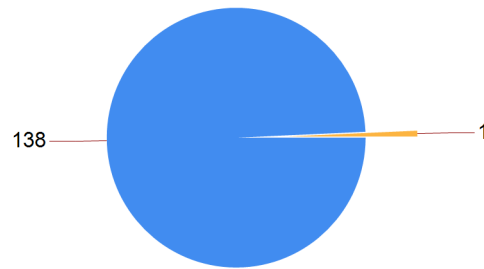


Year 11 Activity Survey Analysis

Kingsbury School Specialist Science and Maths

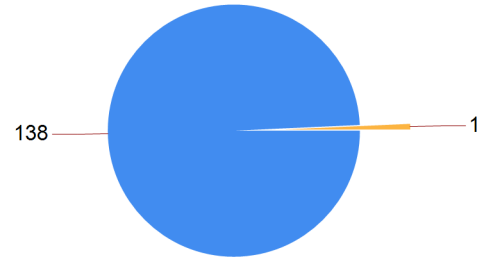
Meeting the Duty to Participate

	No. of Clients	%
Meeting the Duty to Participate	138	99.3%
Not Participating	1	0.7%
Total	139	



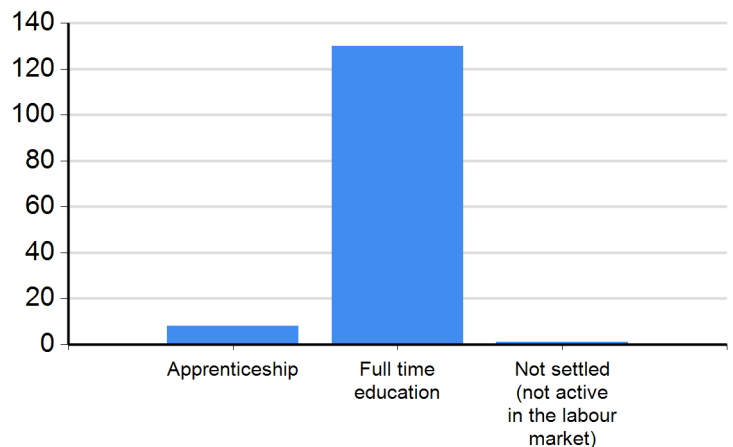
NEET Outcomes

	No. of Clients	%
EET	138	99.3%
NEET	1	0.7%
Total	139	



DfE Destination Groups

	No. of Clients	%
Apprenticeship	8	5.8%
Full time education	130	93.5%
Not settled (not active in the labour market)	1	0.7%
Total	139	



List of Destinations

	No. of Clients	%
2.01 School Sixth Form	16	11.5%
2.02 Sixth Form College	30	21.6%
2.03 Further Education	77	55.4%
2.07 Other post 16 education	7	5.0%
3.07 Apprenticeships	8	5.8%
5.12 Other reason for being Not Available	1	0.7%
Total	139	

Of those remaining in Sixth Form...

	No. of Clients	%
...chose to attend a different school	16	100.0%
Total	16	